






Bloodpressure – See monitoring for Electronic VS

Bpmash	BP Meter Aneroid Single Hand	
Bpmapkd	Bp Aneroid Pocket deluxe	
BpmapABSbl	Bp Aneroid Palm ABS gauge - Blue	
BpmawmSQ	BP Aneroid Wall mount Square	
Bpmam	BP Aneroid mobile	
BPMRG150	BP Meter electronic Rossmax Auto wrist Smartsense Technology Smart Sense Technology utilizes an advanced air control system. 13.5~22cm (5.3"~8.7") The electronic deflation valve precisely controls the deflation rate and allows the monitor to detect and analyze pulse signals, adjusting cuff pressure during deflation. This significantly ensures more precise analysis, while reaching greater accuracy.	
BPMRM150F	Bp meter electronic Rossmax Auto Arm Superautomatic electronic gauges arm of the House Rossmax Medical Technology Real Fuzzy. Technology RealFuzzy determine the ideal pressure cuff based on systolic blood pressure of individuals and size of the arm. Users no longer need to regulate in advance the level of inflation of the cuff before the measurement. RealFuzzy technology also eliminates the discomfort caused to the pier due to over-regulation at high levels of inflation and also prevents false indications caused by these erroneous levels.	
CBRAA	Cuff & Bladder for Rossmax	